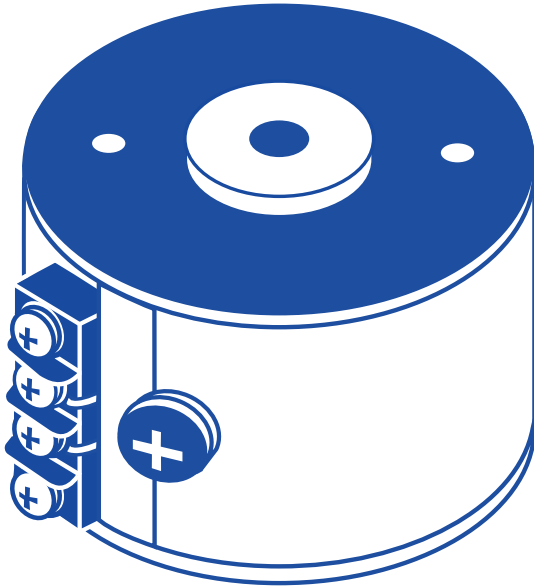


QUICKSTART GUIDE



 **2002E** MINIATURE
INERTIAL SHAKER

① Supplied Components



10-32 to 6-32 sensor mounting adaptor
max. torque 9.6 in·lbf (1.08 N·m)



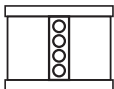
washer*



screw*
max. torque 9.6 in·lbf (1.08 N·m)



nut*
max. torque 9.6 in·lbf (1.08 N·m)



2002E Shaker

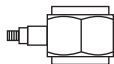


drive cable

Optional Components



mounting stud with shoulders

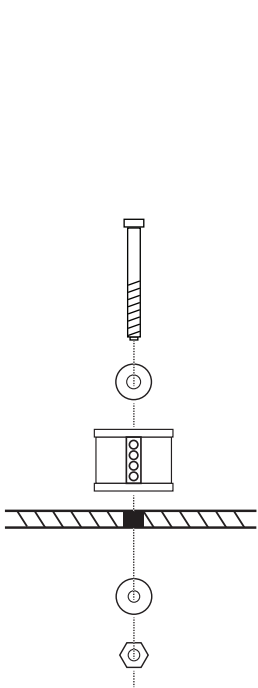


force sensor or impedance head

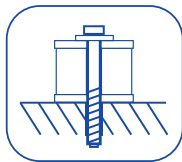
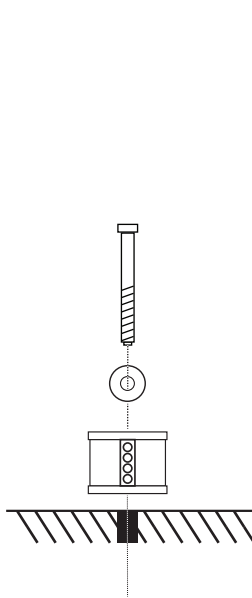
*6-32 and M3 sizes included

② Mounting Options

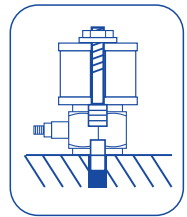
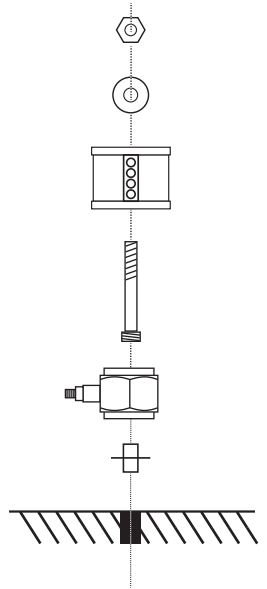
A) Through



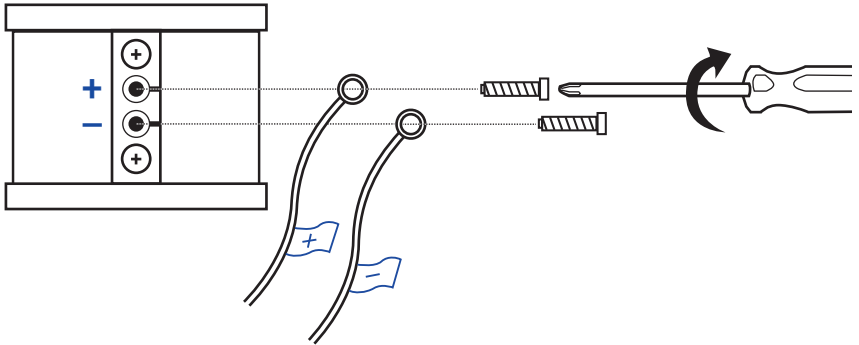
B) Tapped Hole



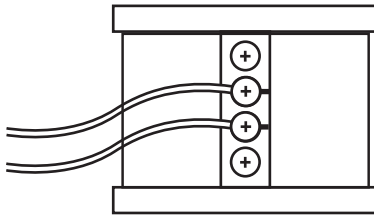
C) Force Sensor



③ Connect Wires



④ Shake It!



For additional information visit modalshop.com/excitation.asp

513.351.9919

info@modalshop.com